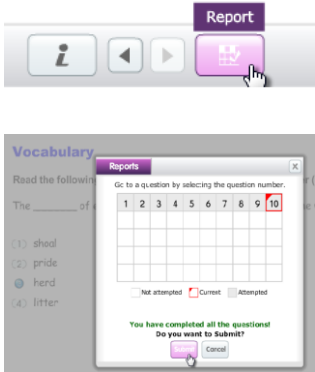
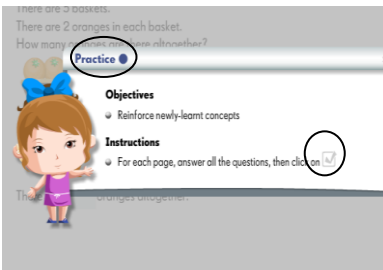






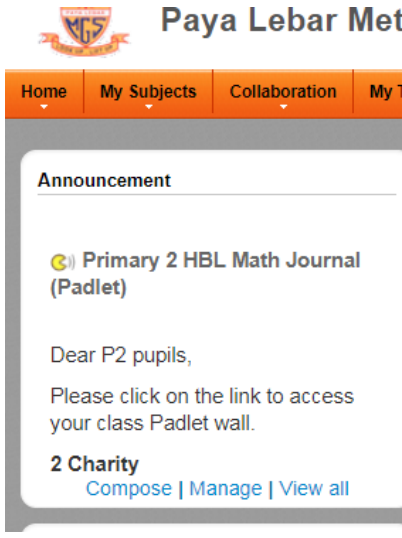

**PAYA LEBAR METHODIST GIRLS' SCHOOL (PRIMARY)**  
**HOME-BASED LEARNING TIMETABLE**  
**28 March 2018 (Wednesday)**  
**Primary Two**

**Remember to take a 5-minute vision break after 30min of near work!**

Subject	Time	Task Description	Instructions
	0745		Login to MC Online portal <a href="http://www.mconline.sg">(<a href="http://www.mconline.sg">http://www.mconline.sg</a>)</a>
	0800 - 0830	<p>1. Revision of theme-related <b>vocabulary</b> in an MCQ set and a Vocabulary Cloze Passage.</p> <p>2. <b>Grammar Exercises</b> in an MCQ set &amp; Grammar Editing Cloze Passage.</p> <p>Check your answers carefully.</p> <p>Please remember to <b>submit</b> your answers. (Bottom right hand side of the screen)</p> 	<ul style="list-style-type: none"> <li>• Click on            → <b>My Assignments</b>            → 'View My Assignments'            → <b>P2 English HBL 2018</b></li> <li>→ <b>New P2 Vocabulary MCQ Set 01:</b>            Click on the numbers 1, 2, 3 or 4 to select the correct answer.</li> <li>→ <b>New P2 Vocabulary Cloze with Helping Words Set 01:</b> Choose the correct helping word. Type in the letter of the helping word as your answer.</li> <li>→ <b>New P2 Grammar MCQ Set 01:</b> Click on the numbers 1, 2, 3 or 4 to select the correct answer.</li> <li>→ <b>(2010 Rel): P2 - 1 – Grammar C:</b> Type in your answers in the blank provided.</li> </ul> <p>There is no need to print your work!☺</p>

	0830 - 0835	Eye Break	
	0835 - 0905	<p><b>Reading and Comprehension:</b> A Foolish Woman</p>	<p>Click on → <b>My Assignments</b> → 'View My Assignments'</p> <p>→ <b>(2010 Rel): P2 - 1 - Reading and Understanding</b></p> <p>Complete a multiple choice exercise after reading the passage.</p> <p>In your <b><i>Creative Writing Book</i></b> (use any paper if your CDW book is not with you), draw and write your response to this question:</p> <p><i>“What would you choose to collect, that might become <u>valuable</u> in future? What makes you think so?”</i></p>
	0905 - 0910	Watch PE video clip	
<b>Math</b>	0910 - 0940	<p>Instructions:</p> <ul style="list-style-type: none"> <li>• Please complete math the lessons in order.</li> </ul>  <p><b>Remember to:</b> → Fill in the blanks by typing in the answers for each question.</p>	<p>Go to “My Assignments”</p> <ul style="list-style-type: none"> <li>• Click on: → <b>P2 Math HBL 2018</b></li> <li>→ Multiplying by 2 by Skip-Counting <b><u>(Benchmark Practice)</u></b></li> <li>→ Click “<b><u>Practice</u></b>” on the page to answer all the 5 questions.</li> <li>→ Next, click on Multiplying by 5 by Skip- Counting <b><u>(Benchmark Practice)</u></b></li> <li>→ Click “<b><u>Practice</u></b>” on</li> </ul>



		<p>→ Click on  to mark your answer, before moving on to the next question.</p> <p>→ Click on  to proceed to the next question.</p>	<p>the page to answer all the 5 questions.</p> <p>→ Next, click on Multiplying by 10 by Skip- Counting <b><u>(Benchmark Practice)</u></b></p> <p>→ Click “<b><u>Practice</u></b>” on the page to answer all the 5 questions.</p>
	0940 - 0945	Eye Break	
	0945 – 10.15		<p><b><u>Quiz Time!</u></b></p> <p>→ Click on the Multiplication Tables of 2, 5 and 10 <b><u>(Post-Test)</u></b>.</p> <p>→ Answer all the 10 questions as best as you can!</p> <p><b><u>Primary 2 HBL Math Journal (Padlet)</u></b></p> <p>→ Go to homepage.</p> <p>→ Go to ‘Announcements’</p> <p>→ Click on the link to access your class Padlet wall</p> <p>→ Read the post by your Math Teacher.</p> <p>→ Click on  to begin.</p>
	1015 - 1045	Recess	
<b>Mother Tongue Language</b>	1045 - 1145	<b>Refer to Respective Mother Tongue instructions on page 5, 6 and 7</b>	
<b>TALK Suggestion</b>	1145 – 1155	Suggestion for school improvement	Go to <a href="https://tinyurl.com/TALKPL">https://tinyurl.com/TALKPL</a> to

			key in suggestions for school improvement.
<b>Cyber Wellness</b>	1155 - 12.15		Go to Home Page Click on 'View My Current Assignments'  Click on <b>P2 HBL 2018 Cyber Wellness</b> ➔ CyberRite P2 2018



**PAYA LEBAR METHODIST GIRLS' SCHOOL (PRIMARY)**  
**HOME-BASED LEARNING TIMETABLE**  
**28 March 2018 (Wednesday)**  
**Primary Two**

**Mother Tongue Language Instructions**

Subject	Time	Task Description	Instructions
<p><b>Chinese Language</b></p>	<p>1045 - 1145</p>	<p>To complete :</p> <p>P2 Chapter 6, Pg 60-61 《走路上学》 .</p> <p>1. Read 我爱阅读 《走路上学》</p> <p>2. Read through Powerpoint slides</p> <p>3. Complete online assignment</p>	<p>1. Go to <a href="http://xuele.moe.edu.sg">xuele.moe.edu.sg</a> and click on Chapter 6 读写乐园-&gt; 我爱阅读 .</p> <ul style="list-style-type: none"> <li>• Listen to audio and watch video.</li> <li>• Click on characters in purple and blue to learn the strokes and how to read.</li> </ul> <p>2. Go to MOnline and download P2 HBL 第六课 《走路上学》 Powerpoint from My Assignment.</p> <ul style="list-style-type: none"> <li>• Read through Powerpoint</li> </ul> <p>3. Go to <a href="http://ezhishi.net">ezhishi.net</a> and click on <u>eChineseAssignment</u> tab.</p> <ul style="list-style-type: none"> <li>• Click on <u>HBL Homework</u> and complete exercise.</li> </ul>

<p><b>Malay Language</b></p>	<p>1045 - 1145</p>	<p>To complete assigned tests:</p> <ul style="list-style-type: none"> <li>• <b>Teman Baca</b></li> </ul>	<p>Go to Home Page</p> <p>Click on</p> <p>→ <b>Teman Baca</b></p> <p>→ <b>Darjah 2</b></p> <p>→ <b>Mekar</b></p> <p>Please refer to your assigned group task, view the e-book and practice reading the e-book with your family:</p> <p><b>Kumpulan 1</b> → Ingin Kenal Saya?</p> <p><b>Kumpulan 2</b> → Aduh, Sakitnya!</p> <p><b>Kumpulan 3</b> → Tidak Disangka-sangka</p> <p><b>Kumpulan 4</b> → Pilihlah Saya</p>
<p><b>Tamil Language</b></p>	<p>1045 - 1145</p>	<p>Exercises</p>	<p><b>Go To Pazhahutamil.com</b> பழகுத்தமிழ் பயிற்சிகள்</p> <p><b>1.(No.24) Term 1– படத்திற்குரிய சொல் - 8</b></p> <p><b>2.(No.26) Term 1 – விடுபட்ட எழுத்து - 6</b></p> <p><b>3.(No.27) Term 2 – படத்திற்குரிய சொல் - 1</b></p> <p><b>4.(No.28) Term 2 – படத்திற்குரிய சொல் - 2</b></p>
		<p>Oral Practices</p>	<p><u>Part 2:</u> (<a href="http://www.mconline.sg">http://www.mconline.sg</a>)</p> <p><b>LOGIN ID: plmgpsXXXXXX</b> <b>SCHOOL: PLMGPS</b> <b>NEW PASSWORD:PL2t12018</b> If BC no is T0712345A, login is plmgps12345A</p>

			<b>McOnline பயிற்சிகள்</b> <b>5. வாசிப்புப் பயிற்சி – 1, 2</b> <b>6. பட உரையாடல் பயிற்சி 1, 2</b>
--	--	--	---