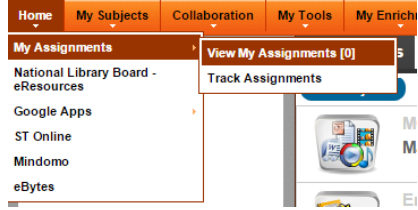

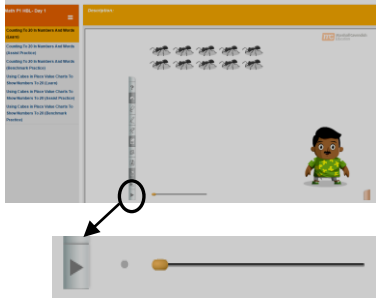




PAYA LEBAR METHODIST GIRLS' SCHOOL (PRIMARY)
HOME-BASED LEARNING TIMETABLE
28 March 2018 (Wednesday)
Primary One

Remember to take a 5-minute vision break after 30min of near work!

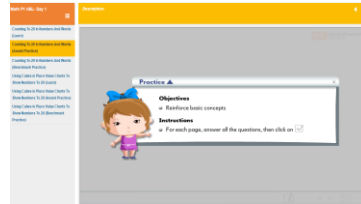
Subject	Time	Task Description	Instructions
	0745		Login to MC Online portal (http://www.mconline.sg)
English	0800 - 0830	<u>Walking Through The Jungle</u> 1. Vocabulary 2. Pronouns	<ul style="list-style-type: none"> • Click on <ul style="list-style-type: none"> → My Assignments → 'View My Assignments' → P1 EL HBL Day → Walking Through The Jungle → Vocabulary: <ul style="list-style-type: none"> - Listen to each riddle and click on the correct animal to match it → Pronouns: <ul style="list-style-type: none"> - Click on the correct pronoun to complete each sentence. - Click on the arrow at the bottom right hand corner to go on to the next question.
	0830 - 0835	Eye Break	
	0835 - 0905	<u>Smarty Pants</u> 3. Vocabulary 4. Phonics (Vowels)	<ul style="list-style-type: none"> • Click on <ul style="list-style-type: none"> → My Assignments → 'View My Assignments' → P1 English HBL Day → Smarty Pants → Vocabulary: <ul style="list-style-type: none"> - Click on the correct word to complete the sentence. - Click on the arrow at the bottom right hand corner to go on to the next question. → Phonics (Vowels): <ul style="list-style-type: none"> - Click on the correct word and drag it to the correct pail. <p>You have finished today's activities for</p>

			English. Good job!
	0905 - 0910	Watch PE video clip	
Math	0910 - 0935	<p>Task 1 (5 min): Watch a tutorial lesson on 'Counting To 20 In Numbers and Words'.</p>	<p>1. Click on → Home → My Assignments → View My Assignments → P1 Math HBL (28 March 2018)</p>  <p>2. Click on → 'Counting To 20 In Numbers and Words (Learn)' → 'Learn' - Bottom right hand side to start the lesson</p>  <p>Click anywhere on the screen to start the lesson.</p> <p>3. Watch the lesson here by clicking the icon 'play'.</p>  <p>→ Once you have reached this page, you are done.</p>



Task 2 (10 min):
Complete the **practice task** 'Counting To 20 In Numbers and Words'.


1. Click on → 'Counting To 20 In Numbers and Words (Assist Practice)'




Click anywhere on the screen to start the practice.

2. Fill in the blanks by typing in the answers. Answer the 5 questions here.

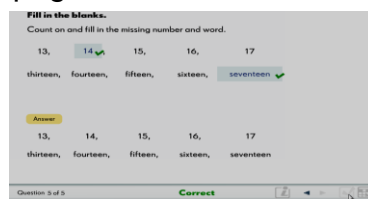
3. Click on  to mark your answer, before moving on to the next question.

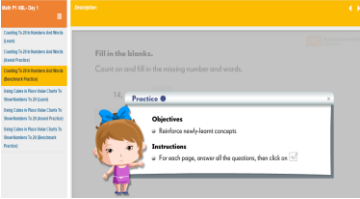


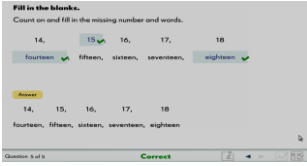




4. Click on the forward arrow  to go to the next question.



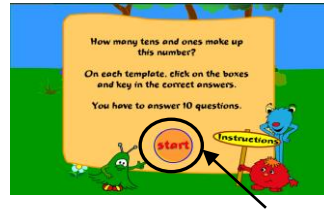
→ You are done when you see this page.



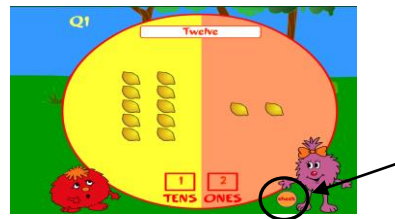
		<p>Task 3 (10 min): Complete the practice task 'Counting To 20 In Numbers and Words'.</p>	<ol style="list-style-type: none"> Click on → 'Counting To 20 In Numbers And Words (Benchmark Practice)'  <p>Click anywhere on the screen to start the practice.</p> <ol style="list-style-type: none"> Fill in the blanks by typing in the answers. Answer the 5 questions here. Click on  to mark your answer, before moving on to the next question. Click on the forward arrow  to go to the next question. <p>→ You are done when you see this page.</p> 
0935 - 0940	Eye Break		
	0940 - 1010	<p>Task 4 (5 min): Watch a tutorial lesson on 'Place Value'.</p>	<ol style="list-style-type: none"> Click on → 'Tutorial on Place Value' Watch the lesson. <p>→ Once you have reached this page, you are done.</p>  

Task 5 (5 min):
Complete **activity**
on 'Place Value'.

1. Click on
→ 'Activity on Place Value'
2. Click 'start'.



3. Click on the boxes and key in the answers. Click on 'check' to check your answers.




Task 6 (10 min):
 Complete the **practice task** 'Using Cubes In Place Value Charts To Show Numbers To 20'.


1. Click on → 'Using Cubes In Place Value Charts To Show Numbers To 20 (Assist Practice)'



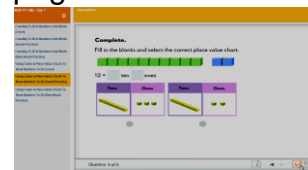
Click anywhere on the screen to start the practice.

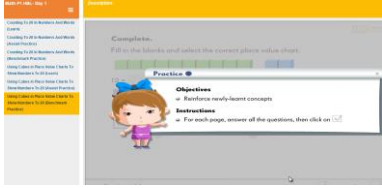


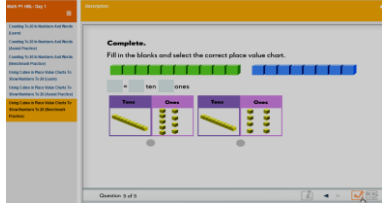
2. Fill in the blanks and select the correct place value chart. Answer the 5 questions here.

3. Click on  to mark your answer, before moving on to the next question.

4. Click on the forward arrow  to go to the next question.

→ You are done when you see this page.



		<p>Task 7 (10 min): Complete the practice task 'Using Cubes In Place Value Charts To Show Numbers To 20'.</p>	<p>1. Click on → 'Using Cubes In Place Value Charts To Show Numbers To 20 (Benchmark Practice)'</p>  <p>Click anywhere on the screen to start the practice.</p> <p>2. Fill in the blanks and select the correct place value chart. Answer the 5 questions here.</p> <p>3. Click on  to mark your answer, before moving on to the next question.</p> <p>4. Click on the forward arrow  to go to the next question.</p> <p>→ You are done when you see this page.</p> 
	1015 - 1045	Recess	
Mother Tongue	1045 - 1145	Refer to Respective Mother Tongue Instructions on Page 7 and 8	
TALK Suggestion	1145 - 1155	Suggestion for school improvement	Go to https://tinyurl.com/TALKPL to key in suggestions for school improvement.
Cyber Wellness	1155 - 1245		<p>Go to Home Page Click on 'View My Current Assignments'</p> <p>Click on P1 HBL 2018 Cyber Wellness → P1 CyberRite 2018</p>



PAYA LEBAR METHODIST GIRLS' SCHOOL (PRIMARY)
HOME-BASED LEARNING TIMETABLE
28 March 2018 (Wednesday)
Primary One

Mother Tongue Instructions

<p>Mother Tongue</p> <p>Chinese Language</p>	<p>1045 - 1145</p>	<p><u>To read through:</u> MC Online My Assignments : 1. 2018 P1 Revision Lesson Day</p> <p><u>To complete</u> Xuele HanYu PinYin</p>	<p><u>Click on</u> → My Assignments →2018 P1 Revision Lesson Day folder →2018 P1 Revision Lesson Day Power Point (Button found on left side of pop up screen)</p> <p>1. Click on first link on the last page of Powerpoint http://xuele.moe.edu.sg/xuele/slo/t/u107/huanlehuoban/PYCB/Files/review123.html</p> <p>2. Complete 闯关题 and 挑战题</p> <p>3. Click on the second link on the last page of Powerpoint http://xuele.moe.edu.sg/xuele/slo/t/u107/huanlehuoban/PYCB/Files/review456.html</p> <p>4. Complete 闯关题 and 挑战题</p>
<p>Mother Tongue</p> <p>Malay Language</p>	<p>1045 - 1145</p>	<p>To complete assigned tests:</p> <ul style="list-style-type: none"> • Teman Baca 	<p>Go to Home Page</p> <p>Click on</p> <p>→ Teman Baca</p> <p>→ Darjah 1</p> <p>→ Mekar</p> <p>Please refer to your assigned group task, view the e-book and practice reading the e-book with your family:</p> <p>Kumpulan 1 → Segar dan Wangi</p> <p>Kumpulan 2 → Wah, Bersihnya!</p> <p>Kumpulan 3</p>

			→ Juara
Mother Tongue Tamil	1045- 1145	Exercises Picture Description	Part 1: Go To Pazhahutamil.com பழகுத்தமிழ் பயிற்சிகள் 1. (No.5) Term 1 – படத்திற்குரிய சொல்லைக் கண்டுபிடி 2 2. (No.6) Term 1 – படத்திற்குரிய சொல்லைக் கண்டுபிடி. 3 3. (No.7) Term 1 – படத்திற்குரிய சொல்லைக் கண்டுபிடி 4 4. (No.8) Term 1 – விடுபட்ட எழுத்தை நிரப்பு 2 Part 2: http://www.mconline.sg LOGIN ID: plmgpsXXXXXX SCHOOL: PLMGPS NEW PASSWORD:PL1t12018 If BC no is T0712345A, login is plmgps 12345A McOnline பயிற்சிகள் Click on 1. பட உரையாடல் - பயிற்சி - 3 2. பட உரையாடல் பயிற்சி – 4